

Scaled data based on original data using  
LM-79-08 Approved Method: Electrical and Photometric Measurements of Solid-  
State Lighting Products

Test Report Prepared for  
Cooper Lighting Solutions  
(formerly Eaton)

Brand: STREETWORKS

Report Number: P414700

Luminaire Tested: **LXF.LXT-PA1-30-740-U-T4W-CL**

Issue Date: 10/26/2020

**Test Information**

Test Method: LM-79-08  
Report Number: P414700  
TEST IS SCALED FROM IESNA LM-79-08 TEST DATA (G3-1907-433-13)  
Test Lab: INNOVATION CENTER  
Issue Date: 10/26/2020  
Manufacturer: COOPER LIGHTING SOLUTIONS (FORMERLY EATON)  
Product Line: STREETWORKS  
Catalog Number: LXF.LXT-PA1-30-740-U-T4W-CL  
Description: DECORATIVE POST TOP LUMINAIRE  
(1) 70 CRI, 4000K, 375mA LIGHT ENGINE WITH 24 LEDS AND TYPE IV WIDE OPTICS AND CLEAR LENS PANELS  
Light Source: -  
Ballast/Driver: ELECTRONIC DRIVER

**Summary**

Lumens per Lamp: N/A  
Luminaire Lumens: 3804 lumens  
Efficiency: N/A  
Efficacy: 122.7 lumens/watt  
Luminous Opening: Rectangular w/ Sides (W: 1.17' x L: 1.17' x H: 0.83')  
IES Classification: Type IV - Medium - Non-Cutoff  
BUG Rating: B1 - U3 - G2

Input Watts (W): 31  
Input Voltage (V): NR  
Input Current (A<sub>in</sub>): NR  
Voltage Rise (V): NR  
Power Factor: NR  
Total Harmonic Distortion (THDi): NR  
Frequency (hertz): 60  
Stabilization Time: NR  
Operation Time: NR  
Ambient Temperature (°C): NR  
Test Distance: 28.75 FT

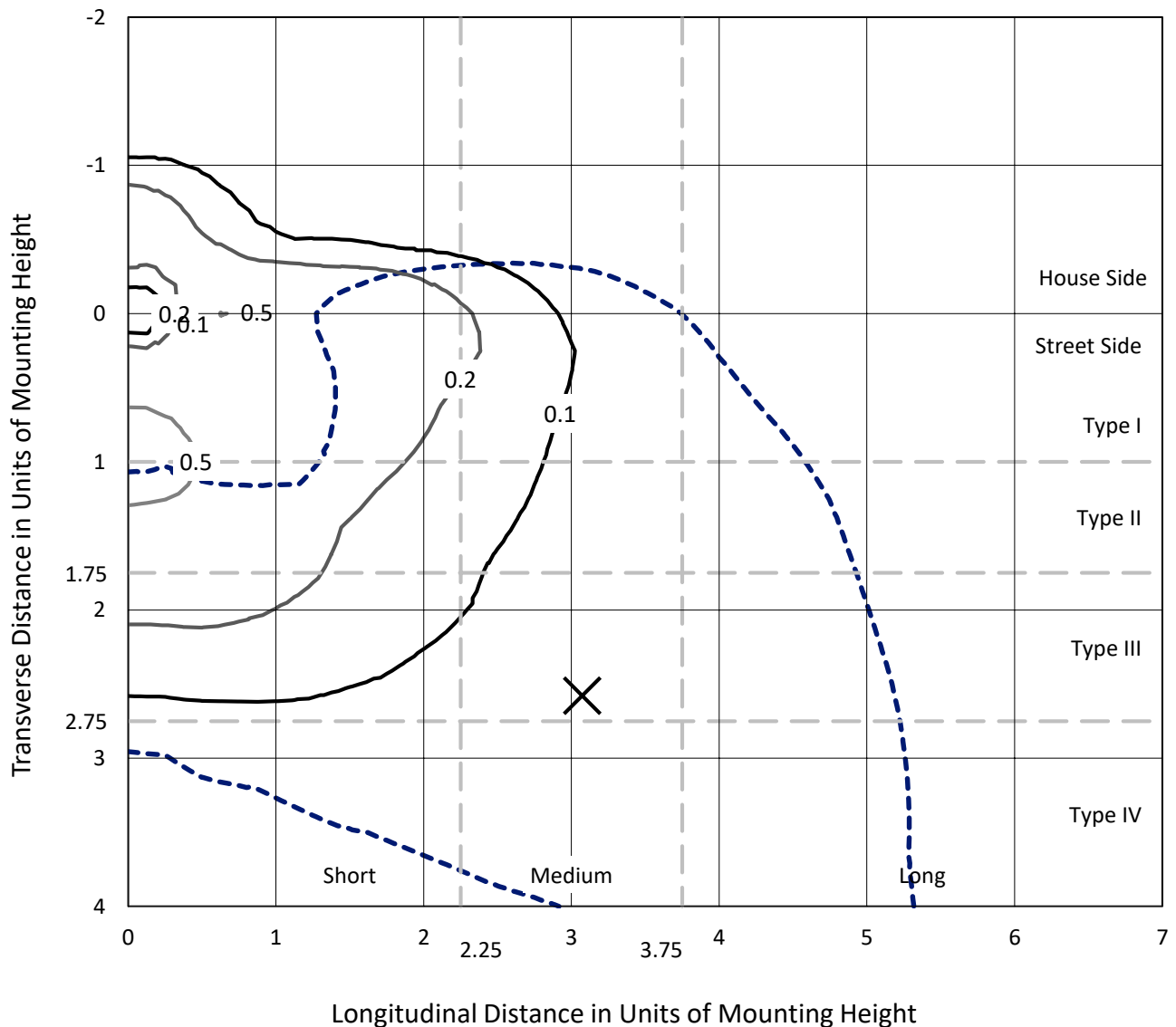


REPORT NUMBER: P414700

CATALOG NUMBER: LXF.LXT-PA1-30-740-U-T4W-CL

### Iso-Footcandle Lines of Horizontal Illumination

× Max cd  
 - - - 1/2 Max cd

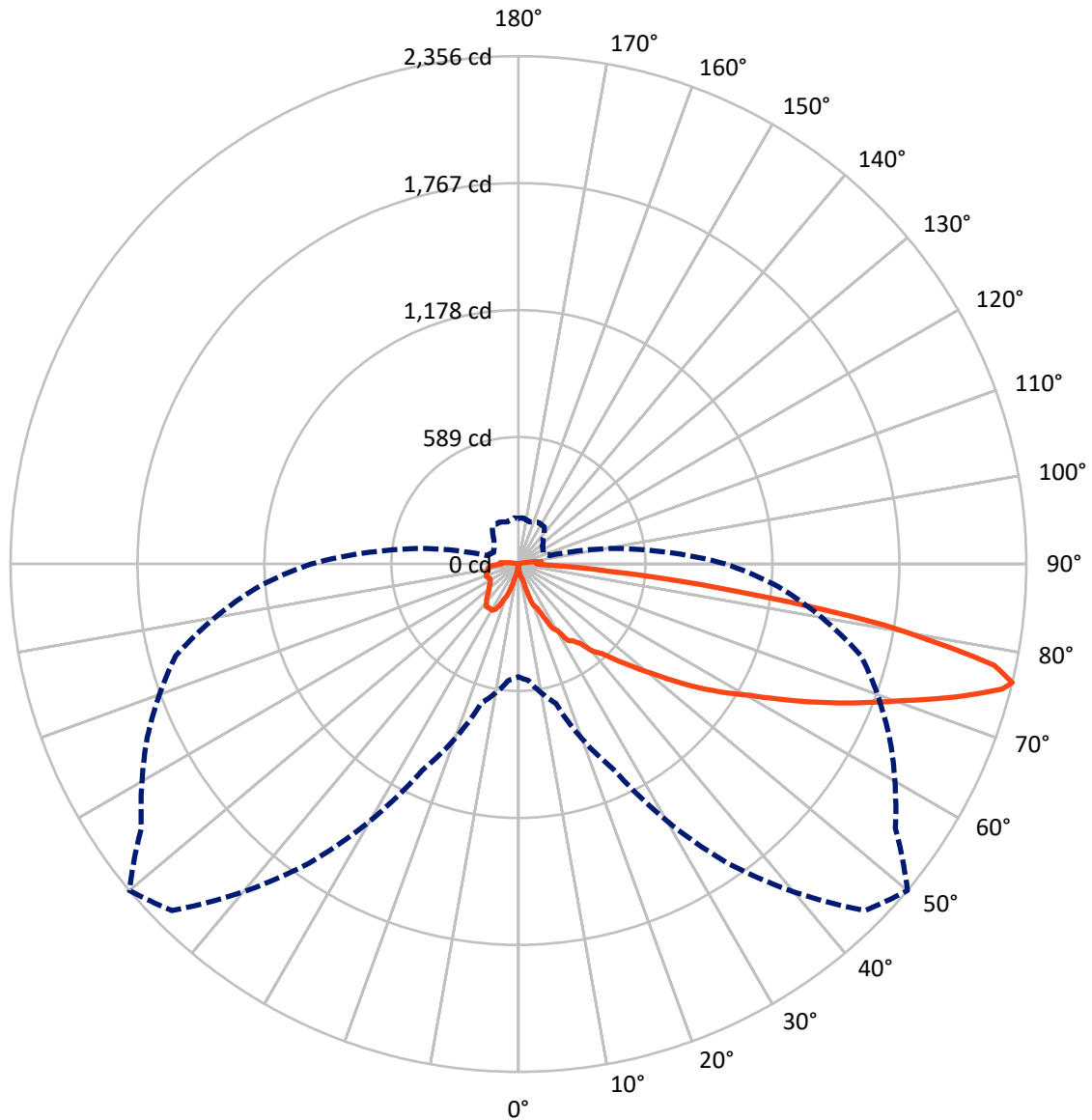


Based on 25 foot mounting height. Maximum calculated value = 0.7 fc  
 Type IV - Medium - Non-Cutoff

REPORT NUMBER: P414700

CATALOG NUMBER: LXF.LXT-PA1-30-740-U-T4W-CL

### Luminous Intensity Polar Plot



— Vertical Plane Through 50-Deg Lateral      - - - Horizontal Cone Through 76-Deg Vertical

REPORT NUMBER: P414700

CATALOG NUMBER: LXF.LXT-PA1-30-740-U-T4W-CL

**FLUX DISTRIBUTION:**

		Downward	Upward	Total
<b>House Side</b>	Lumens	830.2	46.8	877.0
	% Fixture	21.8	1.2	23.1
<b>Street Side</b>	Lumens	2889.4	37.5	2927.0
	% Fixture	76.0	1.0	76.9
<b>Total</b>	Lumens	3719.7	84.3	3804.0
	% Fixture	97.8	2.2	100.0

**Coefficient of Utilization**

**ZONAL LUMENS:**

Zone	Lumens	% Fixture
0°-10°	2.1	0.1
10°-20°	31.7	0.8
20°-30°	124.1	3.3
30°-40°	267.1	7.0
40°-50°	435.2	11.4
50°-60°	700.6	18.4
60°-70°	1020.5	26.8
70°-80°	910.4	23.9
80°-90°	228.0	6.0
90°-100°	66.8	1.8
100°-110°	9.9	0.3
110°-120°	2.8	0.1
120°-130°	1.9	0.1
130°-140°	1.3	0.0
140°-150°	1.1	0.0
150°-160°	0.5	0.0
160°-170°	0.0	0.0
170°-180°	0.0	0.0
0°-90°	3719.7	97.8
0°-180°	3804.0	100.0



REPORT NUMBER: P414700

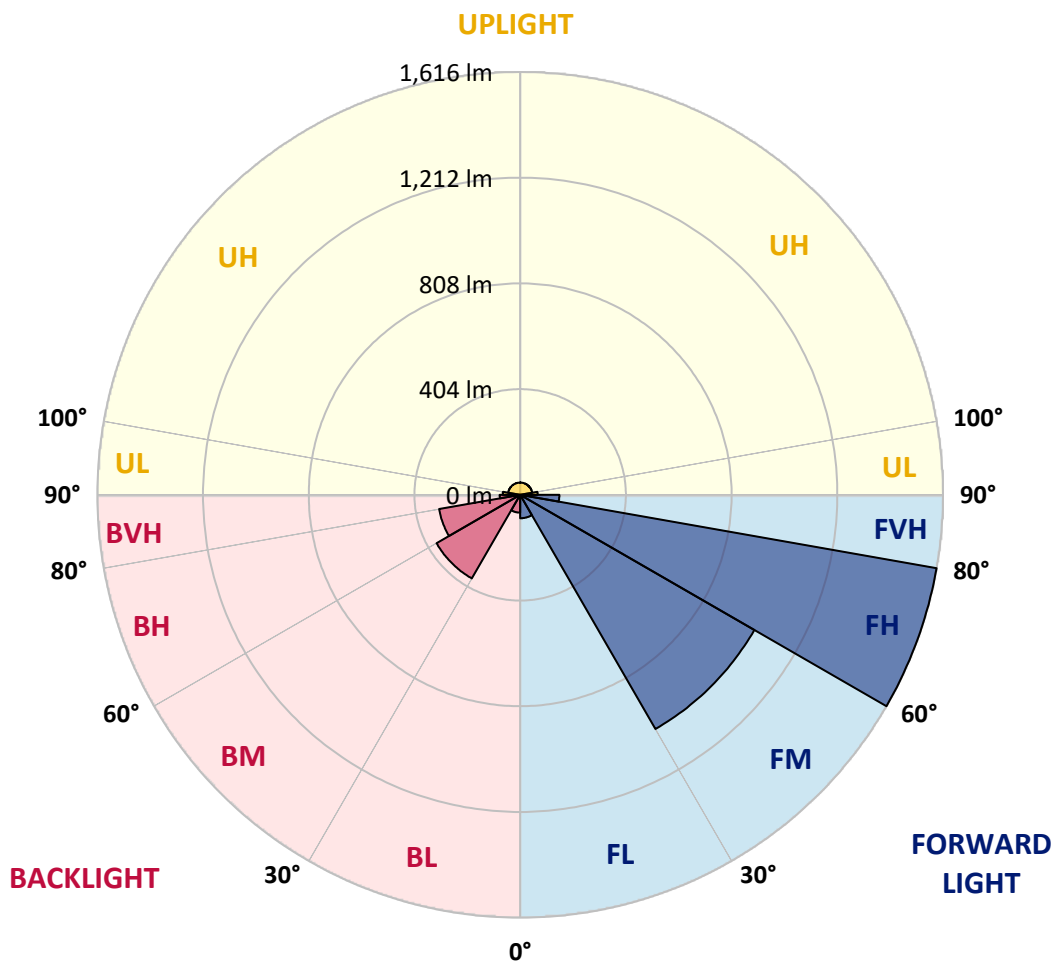
CATALOG NUMBER: LXF.LXT-PA1-30-740-U-T4W-CL

**LUMINAIRE CLASSIFICATION SYSTEM LUMEN TABLE AND BUG RATING:**

Zone		Lumens	% Fixture	Zone Rating/Lumen Limit		
				B	U	G
FL	(0°-30°)	89.7	2.4			
FM	(30°-60°)	1033.7	27.2			
FH	(60°-80°)	1616.3	42.5			G1/1800
FVH	(80°-90°)	149.7	3.9			G2/225
BL	(0°-30°)	68.2	1.8	B0/110		
BM	(30°-60°)	369.2	9.7	B1/1000		
BH	(60°-80°)	314.5	8.3	B1/500		G1/500
BVH	(80°-90°)	78.3	2.1			G1/100
UL	(90°-100°)	66.8	1.8		U3/500	
UH	(100°-180°)	46.8	1.2		U2/50	

**BUG Rating: B1-U3-G2**

Type IV Medium





REPORT NUMBER: P414700

CATALOG NUMBER: LXF.LXT-PA1-30-740-U-T4W-CL

**CANDELA DISTRIBUTION (FULL):**

	0°	5°	15°	25°	35°	45°	50°	55°	65°	75°	85°
0°	2.1	2.1	2.1	2.1	2.1	2.1	2.1	2.1	2.1	2.1	2.1
2.5°	5.5	4.2	3.8	3.4	3.4	3.0	3.0	2.5	2.5	2.5	2.5
5°	53.3	51.6	47.8	44.4	15.2	12.7	10.6	8.0	3.0	3.0	2.5
7.5°	63.8	62.6	60.0	58.3	55.8	52.0	47.8	22.4	8.9	3.4	3.0
10°	83.7	77.4	72.3	68.1	65.1	58.8	57.1	53.7	14.8	6.3	4.7
12.5°	149.7	146.3	141.2	96.0	79.1	67.6	65.1	62.1	48.2	22.8	41.0
15°	164.9	161.5	156.4	150.1	140.8	83.3	78.2	97.2	124.3	93.4	97.7
17.5°	193.6	191.9	178.4	163.2	153.9	163.6	164.0	148.8	141.2	123.4	112.5
20°	268.5	266.8	259.2	220.3	174.2	206.7	205.9	198.3	158.5	182.2	196.2
22.5°	279.4	277.3	270.6	260.0	275.6	226.6	221.1	221.1	233.8	247.7	230.8
25°	367.8	365.7	314.1	273.5	295.5	269.7	270.6	299.3	258.7	271.8	259.6
27.5°	384.3	381.3	377.1	350.0	311.2	341.6	336.9	321.3	336.5	375.4	362.3
30°	448.5	416.0	402.0	386.4	367.4	361.9	359.8	388.1	399.1	396.5	400.4
32.5°	520.4	519.2	505.6	412.2	415.6	388.9	423.2	435.9	419.0	481.5	521.7
35°	625.3	582.1	555.9	493.8	432.5	449.8	438.0	451.1	509.0	514.9	553.4
37.5°	785.9	783.4	723.3	544.9	498.9	460.4	468.8	505.2	543.2	551.7	603.7
40°	918.7	906.4	868.4	679.4	542.4	498.0	531.8	523.8	564.0	593.6	643.4
42.5°	1017.2	1028.6	1007.0	786.3	629.9	557.6	567.8	557.2	594.4	649.8	700.5
45°	1111.4	1106.8	1121.6	895.0	714.0	634.1	633.3	607.5	650.2	712.4	779.1
47.5°	1188.4	1181.6	1196.8	1012.9	810.9	703.5	709.4	676.0	717.0	790.6	895.8
50°	1274.2	1261.1	1271.2	1111.9	937.3	803.7	795.6	769.8	793.1	893.3	1038.3
52.5°	1377.4	1368.1	1349.9	1210.4	1067.5	906.8	896.7	871.7	897.1	1021.0	1196.0
55°	1469.9	1459.4	1444.6	1346.1	1175.7	1011.7	1012.1	987.1	1036.6	1160.5	1379.0
57.5°	1566.3	1561.3	1568.9	1497.8	1330.4	1121.2	1123.7	1108.5	1197.3	1303.8	1573.1
60°	1646.2	1638.6	1680.9	1653.0	1467.8	1246.3	1236.2	1252.6	1361.3	1453.5	1769.7
62.5°	1676.7	1681.7	1761.6	1795.9	1601.0	1381.2	1385.0	1407.4	1513.1	1632.7	1959.1
65°	1533.8	1551.5	1774.7	1820.8	1749.4	1530.8	1549.0	1545.2	1668.6	1764.6	2118.9
67.5°	1378.6	1398.9	1641.6	1827.2	1864.4	1706.7	1716.0	1678.4	1802.7	1847.0	2238.1
70°	1268.7	1284.3	1483.9	1791.2	1935.0	1890.2	1894.4	1824.6	1899.9	1943.9	2233.9
72.5°	1078.5	1095.0	1279.3	1655.5	1978.9	2112.5	2112.5	1958.7	1978.5	1941.7	1972.6
75°	728.8	735.2	886.1	1285.2	1865.2	2293.9	2315.9	2104.9	1951.5	1763.8	1471.2
76°	523.4	542.8	669.2	1055.2	1694.0	2273.2	2355.6	2134.5	1898.6	1645.8	1210.8
77.5°	277.3	295.1	394.9	675.6	1374.0	2113.8	2256.3	2043.6	1731.2	1412.9	895.4
80°	108.6	107.4	135.7	240.6	695.9	1607.8	1726.6	1506.3	1171.0	818.5	425.3
82.5°	59.6	65.5	86.2	127.3	301.9	887.0	975.3	794.8	597.8	377.5	248.6
85°	38.0	38.9	50.7	78.6	186.4	373.7	410.5	340.3	279.9	231.7	176.7
87.5°	22.8	23.7	26.6	36.4	92.2	109.9	120.1	141.2	160.6	159.4	152.6
90°	15.6	15.6	13.1	14.4	43.1	87.9	84.6	90.0	82.0	104.0	147.1
92.5°	15.2	15.2	12.7	13.1	36.8	97.7	98.1	97.7	86.7	106.1	154.7
95°	13.5	14.0	11.0	11.4	27.1	91.3	107.4	104.0	87.5	107.0	154.3
97.5°	11.4	11.8	8.5	9.7	18.2	61.7	79.9	81.6	54.5	54.1	69.8
100°	8.5	8.9	5.9	7.6	11.0	28.3	42.7	40.2	27.1	14.8	9.7
102.5°	8.0	8.5	5.1	5.9	6.8	9.7	15.6	11.8	10.1	8.5	8.5
105°	8.9	8.9	4.7	4.2	4.2	4.7	3.8	5.5	5.9	6.3	8.9
107.5°	7.6	8.0	3.4	3.4	3.0	3.0	2.5	2.5	3.4	5.5	9.7



REPORT NUMBER: P414700

CATALOG NUMBER: LXF.LXT-PA1-30-740-U-T4W-CL

**CANDELA DISTRIBUTION (continued):**

	0°	5°	15°	25°	35°	45°	50°	55°	65°	75°	85°
110°	5.9	5.9	3.0	3.0	2.1	2.5	2.5	2.1	3.0	4.2	7.6
112.5°	3.4	3.8	1.7	2.5	1.7	2.1	2.1	1.7	2.5	3.0	4.2
115°	3.4	3.4	1.7	1.3	1.3	1.3	1.7	1.7	2.1	3.0	4.7
117.5°	3.4	3.4	1.7	1.3	0.8	1.3	1.3	1.3	2.1	3.0	4.7
120°	3.4	3.4	1.7	0.8	0.8	0.8	0.8	1.3	2.1	3.0	4.7
122.5°	3.8	3.4	1.7	0.8	0.8	0.8	0.8	1.3	2.1	3.0	4.2
125°	3.8	3.4	1.7	0.8	0.8	0.8	0.8	1.3	1.7	2.5	3.8
127.5°	3.8	3.4	1.7	0.8	0.8	0.8	0.8	1.3	1.7	2.5	3.4
130°	3.4	3.4	1.7	0.8	0.8	0.8	0.8	1.3	1.7	2.5	3.4
132.5°	3.4	3.0	1.7	0.8	0.8	0.8	0.8	1.3	1.7	2.1	3.0
135°	3.0	2.5	1.7	0.8	1.3	0.8	1.3	1.3	1.7	2.1	2.5
137.5°	2.5	2.5	1.7	1.3	1.3	1.3	1.3	1.3	1.7	2.1	2.1
140°	3.0	2.5	1.7	1.7	1.3	1.3	1.3	1.3	1.7	2.1	2.1
142.5°	3.4	3.0	2.1	1.7	1.7	1.3	1.3	1.7	1.7	2.1	2.1
145°	3.4	3.4	2.5	2.1	1.3	1.3	1.3	1.7	2.1	2.1	2.5
147.5°	3.8	3.4	2.5	2.1	1.3	0.8	1.3	1.3	2.1	2.5	2.5
150°	3.4	3.4	2.1	1.7	0.8	0.4	0.8	1.3	2.1	2.5	2.5
152.5°	2.5	2.5	1.7	0.8	0.4	0.4	0.8	1.3	1.7	2.1	2.5
155°	1.7	1.7	0.8	0.4	0.0	0.4	0.4	0.8	1.3	1.7	2.1
157.5°	0.8	0.8	0.4	0.0	0.0	0.4	0.4	0.8	1.3	1.7	1.7
160°	0.4	0.0	0.0	0.0	0.0	0.4	0.4	0.8	0.8	1.3	1.3
162.5°	0.0	0.0	0.0	0.0	0.0	0.0	0.0	0.0	0.0	0.0	0.0
165°	0.0	0.0	0.0	0.0	0.0	0.0	0.0	0.0	0.0	0.0	0.0
167.5°	0.0	0.0	0.0	0.0	0.0	0.0	0.0	0.0	0.0	0.0	0.0
170°	0.0	0.0	0.0	0.0	0.0	0.0	0.0	0.0	0.0	0.0	0.0
172.5°	0.0	0.0	0.0	0.0	0.0	0.0	0.0	0.0	0.0	0.0	0.0
175°	0.0	0.0	0.0	0.0	0.0	0.0	0.0	0.0	0.0	0.0	0.0
177.5°	0.0	0.0	0.0	0.0	0.0	0.0	0.0	0.0	0.0	0.0	0.0
180°	0.0	0.0	0.0	0.0	0.0	0.0	0.0	0.0	0.0	0.0	0.0





REPORT NUMBER: P414700

CATALOG NUMBER: LXF.LXT-PA1-30-740-U-T4W-CL

**CANDELA DISTRIBUTION (continued):**

	90°	95°	105°	115°	125°	135°	145°	155°	165°	175°	180°
0°	2.1	2.1	2.1	2.1	2.1	2.1	2.1	2.1	2.1	2.1	2.1
2.5°	2.5	2.1	2.1	1.7	1.7	1.3	1.3	1.3	1.3	1.7	2.1
5°	2.5	2.5	2.1	2.1	2.1	1.7	1.7	2.5	3.0	3.4	3.4
7.5°	2.5	2.5	2.5	2.1	2.5	3.4	13.5	38.9	42.7	45.2	46.1
10°	4.7	4.2	3.8	3.4	6.3	43.1	53.3	57.9	60.0	62.1	62.1
12.5°	44.4	44.4	18.2	10.1	43.5	57.9	60.9	64.3	67.2	70.2	70.6
15°	96.4	95.1	91.7	84.1	72.7	65.5	68.5	101.5	119.2	127.3	126.0
17.5°	110.3	108.6	106.5	121.3	126.4	101.0	118.0	131.1	134.9	139.1	138.7
20°	204.6	202.5	157.7	141.2	138.2	169.5	134.9	137.8	144.6	184.3	185.6
22.5°	229.1	226.6	211.0	215.2	161.5	183.9	178.0	186.4	208.0	214.3	215.2
25°	268.5	258.3	239.3	224.9	228.7	191.9	221.5	207.6	215.6	223.2	224.5
27.5°	371.6	365.7	331.9	252.0	233.4	240.1	230.8	225.8	269.7	285.8	287.1
30°	400.4	394.4	352.2	291.7	246.0	246.0	232.5	281.6	283.7	292.1	294.2
32.5°	544.1	532.3	447.7	296.4	255.3	235.1	263.4	277.3	311.2	336.5	340.7
35°	577.5	567.3	462.1	338.6	246.9	244.8	248.6	292.1	317.1	332.3	335.7
37.5°	612.2	600.7	460.4	322.6	261.7	233.4	241.8	273.1	309.0	348.4	353.4
40°	659.5	645.6	462.5	301.9	245.2	220.7	227.0	262.1	286.6	311.2	315.4
42.5°	722.9	695.0	466.3	283.2	226.2	215.2	216.5	236.7	248.2	258.3	258.3
45°	808.3	763.1	467.6	263.8	207.2	202.5	204.2	213.5	217.7	211.4	208.4
47.5°	922.9	847.2	483.2	246.5	191.1	188.6	189.8	192.8	190.7	174.2	171.2
50°	1056.5	946.1	491.7	231.3	179.3	178.8	176.7	176.7	169.1	150.5	149.2
52.5°	1204.0	1064.1	498.9	212.6	170.8	172.9	172.9	164.0	152.6	137.8	136.6
55°	1391.3	1200.2	509.4	196.6	163.6	163.2	167.8	156.8	145.0	132.3	132.3
57.5°	1577.3	1344.4	522.1	182.6	155.6	156.4	163.2	154.3	148.0	142.9	142.5
60°	1763.3	1493.2	501.8	169.9	152.6	150.9	161.9	164.0	156.4	159.4	162.3
62.5°	1937.9	1588.3	420.2	159.0	147.1	149.7	172.9	186.0	183.5	180.5	181.4
65°	2020.4	1607.8	340.7	149.2	143.3	158.5	190.7	210.5	202.1	192.4	191.5
67.5°	2034.3	1557.5	250.7	143.3	141.2	174.2	204.6	216.0	203.3	199.5	196.2
70°	1936.2	1429.8	200.4	137.0	142.9	176.7	213.5	214.8	205.5	209.7	205.5
72.5°	1646.7	1190.9	175.4	131.1	143.3	170.4	213.5	215.2	204.6	216.9	214.8
75°	1179.1	835.0	156.0	126.0	138.7	163.2	210.5	214.8	202.1	215.6	212.2
76°	960.5	662.5	150.5	127.3	136.6	160.6	209.7	213.5	202.5	214.8	211.4
77.5°	634.6	432.9	141.2	126.4	132.7	159.4	207.6	211.8	202.1	212.2	208.8
80°	339.5	245.2	127.3	118.0	128.1	160.2	205.9	207.6	194.0	205.5	201.2
82.5°	223.6	182.6	109.9	107.0	123.4	161.5	205.0	202.5	187.3	205.5	194.0
85°	175.4	150.9	82.4	85.8	112.5	156.0	202.5	195.3	181.4	186.4	179.7
87.5°	148.8	124.3	49.5	61.3	98.5	132.7	179.7	161.5	153.5	158.5	155.6
90°	139.9	109.9	27.9	43.1	74.0	88.4	113.3	105.3	101.9	107.8	106.5
92.5°	141.2	107.4	27.5	41.0	79.1	95.1	117.1	107.8	97.7	97.7	96.4
95°	134.9	100.2	27.1	32.6	71.4	92.6	109.9	96.8	78.6	74.8	73.6
97.5°	58.8	48.6	25.4	24.9	41.0	63.8	79.9	69.3	52.0	40.6	40.6
100°	9.7	15.6	22.0	24.1	24.1	33.8	45.2	42.7	24.9	13.1	13.5
102.5°	10.1	8.9	15.2	19.9	15.6	14.0	20.7	25.8	16.5	5.1	5.5
105°	10.6	9.3	7.6	14.0	8.9	4.7	6.3	11.8	7.6	5.1	5.1
107.5°	11.4	9.7	4.7	5.1	3.8	3.8	3.4	3.0	3.8	5.1	5.5



REPORT NUMBER: P414700

CATALOG NUMBER: LXF.LXT-PA1-30-740-U-T4W-CL

**CANDELA DISTRIBUTION (continued):**

	90°	95°	105°	115°	125°	135°	145°	155°	165°	175°	180°
110°	8.9	8.0	4.2	3.8	3.4	3.8	2.5	2.5	3.0	5.1	5.5
112.5°	5.1	5.1	3.8	3.0	3.0	3.4	2.1	2.1	3.0	5.5	5.5
115°	5.1	5.1	3.4	2.5	2.1	2.5	2.1	1.7	3.0	5.5	5.9
117.5°	5.1	5.1	3.4	2.5	2.1	1.7	1.7	1.7	3.0	5.5	5.9
120°	5.1	4.7	3.0	2.1	2.1	1.3	1.3	1.3	2.5	5.5	5.9
122.5°	4.7	4.7	3.0	2.1	1.7	1.3	1.3	1.3	2.5	5.1	5.5
125°	4.2	4.2	3.0	2.1	1.7	1.3	0.8	1.3	2.5	4.7	5.1
127.5°	3.8	3.8	2.5	2.1	1.7	1.3	0.8	1.3	2.5	4.7	5.1
130°	3.4	3.4	2.5	1.7	1.7	0.8	0.8	0.8	2.5	4.2	4.7
132.5°	3.0	3.0	2.1	1.7	1.3	0.8	0.4	0.8	2.1	3.8	3.8
135°	2.5	2.5	2.1	1.7	1.3	0.8	0.4	0.8	1.7	3.0	3.4
137.5°	2.1	2.1	1.7	1.7	1.3	0.8	0.4	0.8	1.3	2.5	2.5
140°	2.1	2.1	1.7	1.7	1.3	0.8	0.4	0.8	1.3	2.1	2.5
142.5°	2.1	2.1	1.7	1.7	1.3	0.8	0.4	0.8	1.3	2.1	2.5
145°	2.5	2.1	2.1	1.7	1.3	0.8	0.4	0.8	1.7	2.5	2.5
147.5°	2.5	2.5	2.1	1.7	1.3	0.8	0.4	0.8	1.7	2.5	2.5
150°	2.5	2.5	2.1	1.7	1.3	0.4	0.0	0.4	1.3	2.1	2.5
152.5°	2.5	2.1	1.7	1.3	0.8	0.4	0.0	0.0	0.8	1.7	1.7
155°	2.1	1.7	1.7	1.3	0.8	0.4	0.0	0.0	0.4	0.8	0.8
157.5°	1.7	1.7	1.3	0.8	0.4	0.4	0.0	0.0	0.0	0.4	0.4
160°	1.3	1.3	0.8	0.8	0.4	0.0	0.0	0.0	0.0	0.0	0.0
162.5°	0.0	0.0	0.0	0.0	0.0	0.0	0.0	0.0	0.0	0.0	0.0
165°	0.0	0.0	0.0	0.0	0.0	0.0	0.0	0.0	0.0	0.0	0.0
167.5°	0.0	0.0	0.0	0.0	0.0	0.0	0.0	0.0	0.0	0.0	0.0
170°	0.0	0.0	0.0	0.0	0.0	0.0	0.0	0.0	0.0	0.0	0.0
172.5°	0.0	0.0	0.0	0.0	0.0	0.0	0.0	0.0	0.0	0.0	0.0
175°	0.0	0.0	0.0	0.0	0.0	0.0	0.0	0.0	0.0	0.0	0.0
177.5°	0.0	0.0	0.0	0.0	0.0	0.0	0.0	0.0	0.0	0.0	0.0
180°	0.0	0.0	0.0	0.0	0.0	0.0	0.0	0.0	0.0	0.0	0.0

(END OF REPORT)